

ANNUAL WATER QUALITY REPORT

Reporting Year 2024



Presented By



**QUARTZ HILL
WATER DISTRICT**

5034 W Avenue L • Quartz Hill, CA 93536
661-943-3170 • www.qhwd.org

Este informe contiene información muy importante sobre su agua potable.
Tradúzcalo o hable con alguien que lo entienda bien.

PWS ID#: CA1910130

Our Commitment

We are pleased to present to you this year's annual water quality report. This report is a snapshot of last year's water quality covering all testing performed between January 1 and December 31, 2024. Included are details about your sources of water, what it contains, and how it compares to standards set by regulatory agencies. Our constant goal is to provide you with a safe and dependable supply of drinking water. We want you to understand the efforts we make to continually improve the water treatment process and protect our water resources. We are committed to ensuring the quality of your water and providing you with this information because informed customers are our best allies.

From the General Manager

Access to clean, safe drinking water remains a challenge for many communities around the world. The quality of water used for drinking, cooking, and agriculture has a direct impact on public health and overall well-being. At Quartz Hill Water District (QHWD), we take this responsibility seriously and have a long-standing commitment to providing safe, clean, and reliable water to our customers.

Our dedication is backed by a rigorous and proactive water testing program. This includes monthly physical sampling and weekly bacteriological testing throughout our distribution system. These procedures are key components of our strategy to ensure that only the highest-quality water reaches our customers. While this report highlights specific data, additional parameters were tested and found to be below laboratory detection limits. All testing is conducted by a state-certified laboratory in full compliance with California State Water Resources Control Board (SWRCB) drinking water standards.

The heavy storms of 2023 provided some short-term relief from drought conditions; however, QHWD remains focused on long-term water supply planning and conservation efforts. We continue to implement key elements of our strategic plan, including the purchase of surplus surface water from our state water contractor, Antelope Valley East Kern Water Agency (AVEK), and securing annual water allocations through the Antelope Valley Water Master. These measures are part of our broader commitment to preserving groundwater—one of Antelope Valley's most vital resources—for future generations.

Water Sources and System Overview

QHWD uses two primary sources: groundwater and surface water. Groundwater is drawn from 10 wells owned and operated by the district. These wells range in depth from 500 to 600 feet and are monitored daily to maintain the highest quality standards. In 2024 groundwater accounted for 40 percent of the district's total water supply.

Our secondary water source is treated surface water provided by AVEK's Quartz Hill treatment plant. This source contributed 60 percent of the total water used by the district in 2024 and is delivered via two interconnection points within our system.

We remain dedicated to ensuring that every drop of water meets stringent quality standards while safeguarding our limited water resources for the future. If you have any questions about this Consumer Confidence Report, please don't hesitate to contact our office at (661) 943-3170.

Source Water Assessment

Source Water Assessment Plan (SWAP) is available at our office. This plan is an assessment of the delineated area around our listed sources through which contaminants, if present, could migrate and reach our source water. It also includes an inventory of potential sources of contamination within the delineated area and a determination of the water supply's susceptibility to contamination by the identified potential sources.

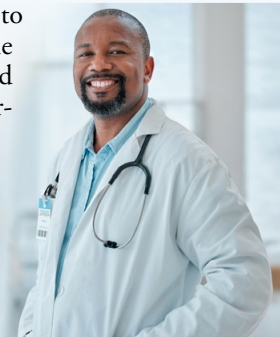
According to the SWAP, our water system had a susceptibility rating of medium. If you would like to review the SWAP, please feel free to contact our office during regular business hours at (661) 943-3170.

Community Participation

We welcome input from our ratepayers. The board of directors meets in our boardroom on the third Thursday of each month at 5:30 p.m. The public is always welcome to attend board meetings. This information and meeting agendas are posted on our website at qhwd.org/agenda.

Important Health Information

Some people may be more vulnerable to contaminants in drinking water than the general population. Immunocompromised persons, such as persons with cancer undergoing chemotherapy, persons who have undergone organ transplants, people with HIV/AIDS or other immune system disorders, some elderly, and infants, can be particularly at risk from infections. These people should seek advice about drinking water from their health-care providers. U.S. Environmental Protection Agency (U.S. EPA)/Centers for Disease Control and Prevention (CDC) guidelines on appropriate means to lessen the risk of infection by *Cryptosporidium* and other microbial contaminants are available from the Safe Drinking Water Hotline at (800) 426-4791 or epa.gov/safewater.



QUESTIONS? For more information about this report, or for any questions relating to your drinking water, please call Brent Byrne, General Manager, at (661) 943-3170. The AVEK Water Quality Report is also available upon request.

What Are PPCPs?

When cleaning out your medicine cabinet, what do you do with your expired pills? Many people flush them down the toilet or toss them into the trash. Although this seems convenient, these actions could threaten our water supply.

Recent studies are generating a growing concern over pharmaceuticals and personal care products (PPCPs) entering water supplies. PPCPs include human and veterinary drugs (prescription or over-the-counter) and consumer products, such as cosmetics, fragrances, lotions, sunscreens, and house cleaning products. From 2006 to 2010, the number of U.S. prescriptions increased 12 percent to a record 3.7 billion, while nonprescription drug purchases held steady around 3.3 billion. Many of these drugs and personal care products do not biodegrade and may persist in the environment for years.

The best and most cost-effective way to ensure safe water at the tap is to keep our source waters clean. Never flush unused medications down the toilet or sink. Instead, check to see if the pharmacy where you made your purchase accepts medications for disposal, or contact your local health department for information on proper disposal methods and drop-off locations. You can also visit goo.gl/aZPgeB to find more information about disposal locations in your area.



BY THE NUMBERS

3.4 BILLION

The daily volume in gallons of water recycled and reused in the U.S., reducing waste and conserving resources.

28%

The percent reduction in per capita water use in the U.S. since 1980, thanks to efficiency improvements.

99.99%

The percent effectiveness of modern water treatment plants in removing harmful bacteria and viruses from drinking water.

1.2 MILLION

The length in miles of drinking water pipes in the U.S. delivering clean water to millions of homes and businesses daily.

1.7 MILLION

The number of jobs supported by the U.S. water sector.

Tip Top Tap

The most common signs that your faucet or sink is affecting the quality of your drinking water are discolored water, sink, or faucet stains, a buildup of particles, unusual odors or tastes, and a reduced flow of water. The solutions to these problems may be in your hands.

Kitchen Sink and Drain

Handwashing, soap scum buildup, and the handling of raw meats and vegetables can contaminate your sink. Clogged drains can lead to unclean sinks and backed-up water in which bacteria (i.e., pink or black slime growth) can grow and contaminate the sink area and faucet, causing a rotten egg odor. Disinfect and clean the sink and drain area regularly and flush with hot water.

Faucets, Screens, and Aerators

Chemicals and bacteria can splash and accumulate on the faucet screen and aerator, which are located on the tip of faucets and can collect particles like sediment and minerals, resulting in a decreased flow from the faucet. Clean and disinfect the aerators or screens on a regular basis.

Check with your plumber if you find particles in the faucet screen, as they could be pieces of plastic from the hot water heater dip tube. Faucet gaskets can break down and cause black, oily slime. If you find this slime, replace the faucet gasket with a higher-quality product. White scaling or hard deposits on faucets and showerheads may be caused by water with high levels of calcium carbonate. Clean these fixtures with vinegar or use water softening to reduce the calcium carbonate levels for the hot water system.

Water Filtration/Treatment Devices

A smell of rotten eggs can be a sign of bacteria on the filters or in the treatment system. The system can also become clogged over time, so regular filter replacement is important. (Remember to replace your refrigerator filter!)

Important Information About Your Drinking Water

Este informe contiene información muy importante sobre su agua potable. Tradúzcalo o hable con alguien que lo entienda bien.

MONITORING REQUIREMENTS NOT MET FOR QUARTZ HILL WATER DISTRICT

Our water system failed to monitor as required for drinking water standards during the past year and therefore was in violation of the regulations. Even though this failure was not an emergency, as our customers, you have a right to know what you should do, what happened, and what we did to correct this situation.

We are required to monitor your drinking water for specific contaminants on a regular basis. Results of regular monitoring are an indicator of whether our drinking water meets health standards. During the first quarter of 2024, we failed to monitor for disinfection by-products (DBP) and therefore cannot be sure of the quality of our drinking water during that time.

What should I do?

There is nothing you need to do at this time.

The information below lists the contaminants we did not properly test for during the last year, how many samples we are required to take and how often, how many samples we took, when samples should have been taken, and the date on which follow-up samples were (or will be) taken.

Contaminants: total trihalomethanes (TTHM), sum of five haloacetic acids (HAA5)

Required Sampling Frequency: quarterly

Number of Samples Taken: 4

When all samples should have been taken: January 1 - March 31, 2024

When samples were taken: April 30, 2024

If you have health issues concerning the consumption of this water, you may wish to consult your doctor.

What happened? What is being done?

Once it was discovered that the DBP samples were not tested in the first quarter of 2024, we immediately collected them on April 30, 2024. We now check the sampling schedule every quarter to ensure that no samples have been missed. For more information, please contact Assistant General Manager Brach Smith at (661) 943-3170.

Please share this information with all the other people who drink this water, especially those who may not have received this notice directly (for example, people in apartments, nursing homes, schools, and businesses). You can do this by posting this notice in a public place or distributing copies by hand or mail.

Secondary Notification Requirements

Upon receipt of notification from a person operating a public water system, the following notification must be given within 10 days under Health and Safety Code, section 116450(g):

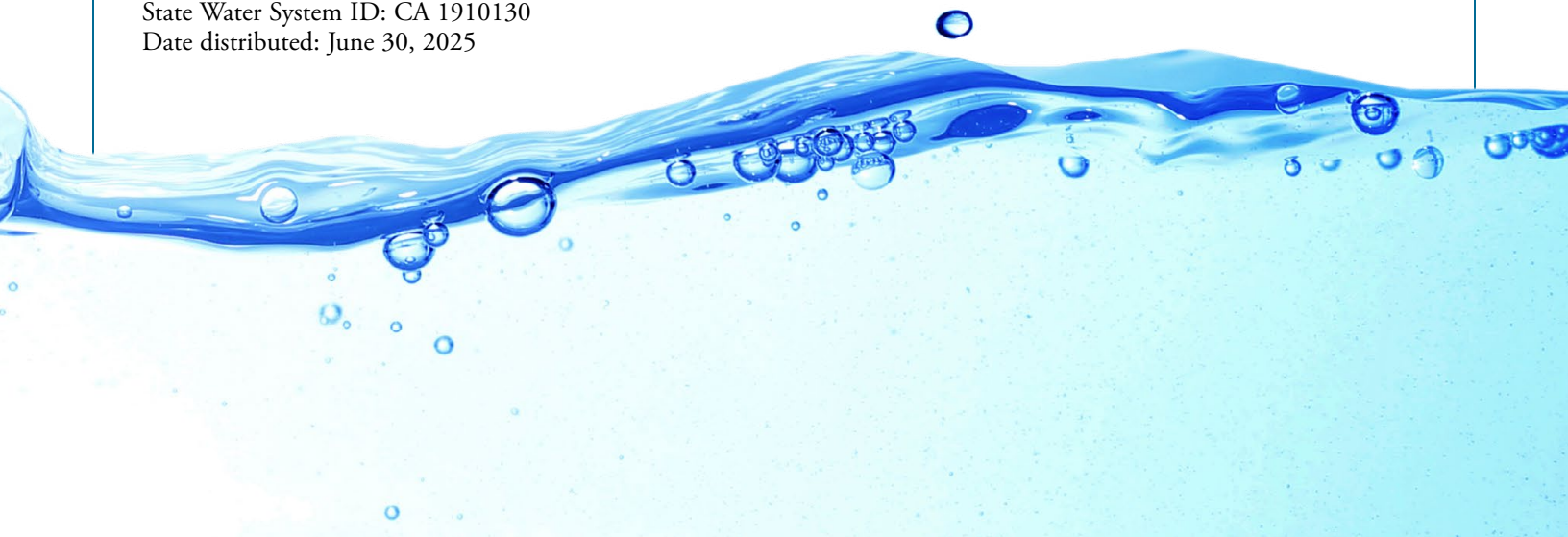
Schools: Must notify school employees, students, and parents (if the students are minors).

Residential rental property owners or managers (includes nursing homes and care facilities): Must notify tenants.

Business property owners, managers, or operators: Must notify employees of businesses located on the property.

This notice is being sent to you by

Quartz Hill Water District
State Water System ID: CA 1910130
Date distributed: June 30, 2025



Hexavalent Chromium

Hexavalent chromium was detected at levels that exceed the MCL. While a water system of our size is not considered in violation of the hexavalent chromium MCL until after October 1, 2027, we are working to address this exceedance and comply with the MCL. As part of our continued commitment to ensuring a safe, reliable, and sustainable water supply, we are moving forward with the acquisition of additional properties for the development of new groundwater wells and water treatment facilities. These acquisitions are a strategic component of our long-term infrastructure plan and necessary to meet current and future demand, address regional water quality challenges, and improve system resiliency.

Count on Us

Delivering high-quality drinking water to our customers involves far more than just pushing water through pipes. Water treatment is a complex, time-consuming process. Because tap water is highly regulated by state and federal laws, water treatment plant and system operators must be licensed and are required to commit to long-term, on-the-job training before becoming fully qualified. Our licensed water professionals have a basic understanding of a wide range of subjects, including mathematics, biology, chemistry, and physics. Some of the tasks they complete on a regular basis include:

- Operating and maintaining equipment to purify and clarify water.
- Monitoring and inspecting machinery, meters, gauges, and operating conditions.
- Conducting tests and inspections on water and evaluating the results.
- Maintaining optimal water chemistry.
- Applying data to formulas that determine treatment requirements, flow levels, and concentration levels.
- Documenting and reporting test results and system operations to regulatory agencies.
- Serving our community through customer support, education, and outreach.


So the next time you turn on your faucet, think of the skilled professionals who stand behind each drop.

Reporting UCMR5 Data

We participated in the fifth stage of the U.S. EPA's Unregulated Contaminant Monitoring Rule (UCMR5) program by performing additional tests on our drinking water. UCMR5 sampling benefits the environment and public health by providing the U.S. EPA with data on the occurrence of contaminants suspected to be in drinking water to determine if it needs to introduce new regulatory standards to improve drinking water quality. Unregulated contaminant monitoring data is available to the public, so please feel free to contact us if you are interested in obtaining that information. If you would like more information on the U.S. EPA's Unregulated Contaminant Monitoring Rule, please call the Safe Drinking Water Hotline at (800) 426-4791.

Substances That Could Be in Water

The sources of drinking water (both tap water and bottled water) include rivers, lakes, streams, ponds, reservoirs, springs, and wells. As water travels over the surface of the land or through the ground, it dissolves naturally occurring minerals and, in some cases, radioactive material and can pick up substances resulting from the presence of animals or from human activity.



Contaminants that may be present in source water include:

Microbial Contaminants, such as viruses and bacteria, that may come from sewage treatment plants, septic systems, agricultural livestock operations, and wildlife.

Inorganic Contaminants, such as salts and metals, that can be naturally occurring or result from urban stormwater runoff, industrial or domestic wastewater discharges, oil and gas production, mining, or farming.

Pesticides and Herbicides that may come from a variety of sources such as agriculture, urban stormwater runoff, and residential uses.

Organic Chemical Contaminants, including synthetic and volatile organic chemicals, that are by-products of industrial processes and petroleum production and can also come from gas stations, urban stormwater runoff, agricultural application, and septic systems.

Radioactive Contaminants that can be naturally occurring or the result of oil and gas production and mining activities.

To ensure that tap water is safe to drink, the U.S. EPA and the SWRCB prescribe regulations that limit the amount of certain contaminants in water provided by public water systems. U.S. Food and Drug Administration regulations and California law also establish limits for contaminants in bottled water that provide the same protection for public health.

Drinking water, including bottled water, may reasonably be expected to contain at least small amounts of some contaminants. The presence of contaminants does not necessarily indicate that water poses a health risk. More information about contaminants and potential health effects can be obtained by calling the U.S. EPA's Safe Drinking Water Hotline at (800) 426-4791.

Lead in Home Plumbing

Lead can cause serious health effects in people of all ages, especially pregnant people, infants (both formula-fed and breastfed), and young children. Lead in drinking water is primarily from materials and parts used in service lines and in home plumbing. Quartz Hill Water District is responsible for providing high-quality drinking water and removing lead pipes but cannot control the variety of materials used in the plumbing in your home. Because lead levels may vary over time, lead exposure is possible even when your tap sampling results do not detect lead at one point in time. You can help protect yourself and your family by identifying and removing lead materials within your home plumbing and taking steps to reduce your family's risk. Using a filter certified by an American National Standards Institute-accredited certifier to reduce lead is effective in reducing lead exposures. Follow the instructions provided with the filter to ensure it is used properly. Use only cold water for drinking, cooking, and making baby formula. Boiling does not remove lead from water.

Before using tap water for drinking, cooking, or making baby formula, flush your pipes for several minutes. You can do this by running your tap, taking a shower, or doing laundry or a load of dishes. If you have a lead or galvanized service line requiring replacement, you may need to flush your pipes for a longer period. If you are concerned about lead and wish to have your water tested, contact the general manager at (661) 943-3170. Information on lead in drinking water, testing methods, and steps you can take to minimize exposure is available at epa.gov/safewater/lead.

To address lead in drinking water, public water systems were required to develop and maintain an inventory of service line materials by October 16, 2024. Developing an inventory and identifying the location of lead service lines (LSL) is the first step for beginning LSL replacement and protecting public health. We are happy to report that our distribution system has no lead or galvanized service lines requiring replacement. The service line inventory is available upon request. Please contact us if you would like more information about the inventory or any lead sampling that has been done.



Thousands have lived without love, not one without water.”

-W.H. Auden

What Causes the Pink Stain on Bathroom Fixtures?

The reddish-pink color frequently noted in bathrooms on shower stalls, tubs, tile, toilets, sinks, and toothbrush holders and on pets' water bowls is caused by the growth of the bacterium *Serratia marcescens*. *Serratia* is commonly isolated from soil, water, plants, insects, and vertebrates (including humans). The bacteria can be introduced into the house through any of these sources. The bathroom provides a perfect environment (moist and warm) for bacteria to thrive.



The best solution to this problem is to clean and dry these surfaces to keep them free from bacteria. Chlorine-based compounds work best, but keep in mind that abrasive cleaners may scratch fixtures, making them more susceptible to bacterial growth. Chlorine bleach can be used periodically to disinfect the toilet and help eliminate the occurrence of the pink residue. Keeping bathtubs and sinks wiped down using a solution that contains chlorine will also help to minimize its occurrence. *Serratia* will not survive in chlorinated drinking water.

Failure in Flint

The national news coverage of water conditions in Flint, Michigan, has created a great deal of confusion and consternation. The water there has been described as being corrosive; images of corroded batteries and warning labels on bottles of acids come to mind. But is corrosive water bad?

Corrosive water can be defined as a condition of water quality that will dissolve metals (iron, lead, copper, etc.) from metallic plumbing at an excessive rate. There are a few contributing factors, but generally speaking, corrosive water has a pH of less than 7; the lower the pH, the more acidic, or corrosive, the water becomes. (By this definition, many natural waterways throughout the country can be described as corrosive.) While all plumbing will be somewhat affected over time by the water it carries, corrosive water will damage plumbing much more rapidly than water with low corrosivity.

By itself, corrosive water is not a health concern; your morning glass of orange juice is considerably more corrosive than the typical lake or river. What is of concern is that exposure in drinking water to elevated levels of the dissolved metals increases adverse health risks. And therein lies the problem.

Public water systems are required to maintain their water at optimal conditions to prevent it from reaching corrosive levels. Rest assured that we routinely monitor our water to make sure that what happened in Flint never happens here.

Table Talk

Get the most out of the Testing Results data table with these simple suggestions. In less than a minute, you will know all there is to know about your water.

- For each substance listed, compare the value in the Amount Detected column to the value in the MCL (or AL or SMCL) column. If the Amount Detected value is smaller, your water meets the health and safety standards set for the substance.
- Verify that there were no violations of the state or federal standards in the Violation column. If there was a violation, you will see a detailed description of the event in this report.
- If there is an ND or a less-than symbol (<), that means that the substance was not detected (i.e., below the detectable limits of the testing equipment).
- The Range column displays the lowest and highest sample readings. NA means only a single sample was taken to test for the substance (assuming there is a reported value in the Amount Detected column).
- If there is sufficient evidence to indicate where the substance originates, it will be listed under Typical Source.


Water Conservation Tips

You can play a role in conserving water and save yourself money in the process by becoming conscious of the amount of water your household is using and looking for ways to use less whenever you can. It is not hard to conserve water. Here are a few tips:

- Automatic dishwashers use three to six gallons for every cycle, regardless of how many dishes are loaded. So get a run for your money and load it to capacity.
- Turn off the tap when brushing your teeth.
- Check every faucet in your home for leaks. Just a slow drip can waste 15 to 20 gallons a day. Fix it and you can save almost 6,000 gallons per year.
- Check your toilets for leaks by putting a few drops of food coloring in the tank. Watch for a few minutes to see if the color shows up in the bowl. It is not uncommon to lose up to 100 gallons a day from an invisible toilet leak. Fix it and you save more than 30,000 gallons a year.
- Use your water meter to detect hidden leaks. Simply turn off all taps and water-using appliances. Then check the meter after 15 minutes. If it moved, you have a leak.

Variations and Exemptions

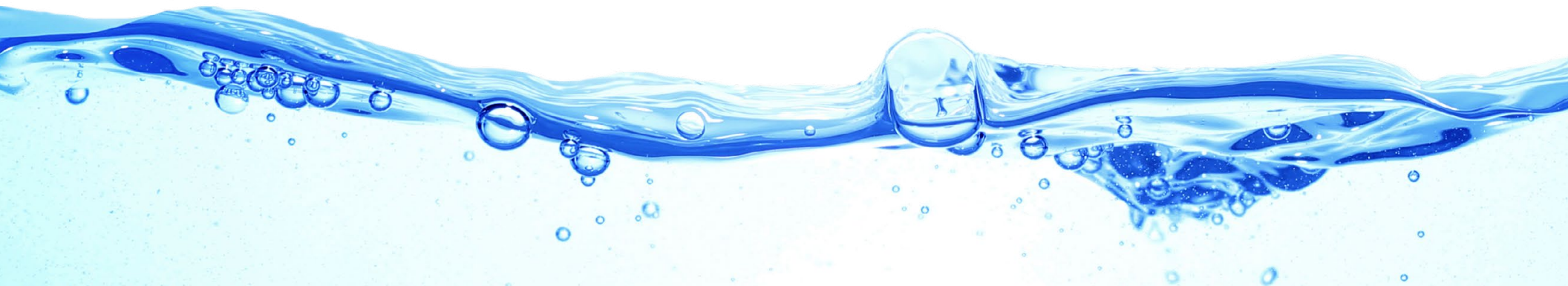
Variations and exemptions include department permission for a substance to exceed a maximum contaminant level (MCL) or not comply with a treatment technique under certain conditions. Each year, in accordance with state regulations and requirements, we evaluate which constituents have never been detected in our area and apply for an exemption on those test requirements. The SWRCB carefully evaluates the data and approves those items we do not have to test for during that testing period. Exemptions are issued on certain constituents when they have a long history of nondetection during required testing.



Our water is monitored for many different kinds of substances on a very strict sampling schedule, and the water we deliver must meet specific health standards. Here, we only show those substances that were detected in our water (a complete list of all our analytical results is available upon request). Remember that detecting a substance does not mean the water is unsafe to drink; our goal is to keep all detects below their respective maximum allowed levels.

The state recommends monitoring for certain substances less than once per year because the concentrations of these substances do not change frequently. In these cases, the most recent sample data is included, along with the year in which the sample was taken.

REGULATED SUBSTANCES							
SUBSTANCE (UNIT OF MEASURE)	YEAR SAMPLED	MCL [MRDL]	PHG (MCLG) [MRDLG]	AMOUNT DETECTED	RANGE LOW-HIGH	VIOLATION	TYPICAL SOURCE
Arsenic (ppb)	2024	10	0.004	2.28	ND–12	No	Erosion of natural deposits; runoff from orchards; glass and electronics production wastes
Chlorine (ppm)	2024	[4.0 (as Cl ₂)]	[4 (as Cl ₂)]	0.76	0.30–1.50	No	Drinking water disinfectant added for treatment
Chromium, Total (ppb)	2024	50	(100)	ND	NA	No	Discharge from steel and pulp mills and chrome plating; erosion of natural deposits
Fluoride (ppm)	2024	2.0	1	0.54	0.42–0.67	No	Erosion of natural deposits; water additive that promotes strong teeth; discharge from fertilizer and aluminum factories
Gross Alpha Particle Activity (pCi/L)	2024	15	(0)	6.4	6.4–6.4	No	Erosion of natural deposits
HAA5 [sum of 5 haloacetic acids] (ppb)	2024	60	NA	17.26	9.5–27.3	No	By-product of drinking water disinfection
Hexavalent Chromium (ppb)	2024	10	20	6.5	1.9–13	No	Discharge from electroplating factories, leather tanneries, wood preservation, chemical synthesis, refractory production, and textile manufacturing facilities; erosion of natural deposits
Nitrate [as nitrogen] (ppm)	2024	10	10	4.5	0.79–8.4	No	Runoff and leaching from fertilizer use; leaching from septic tanks and sewage; erosion of natural deposits
Perchlorate (ppb)	2024	6	1	1.3	1.2–1.5	No	An inorganic chemical used in solid rocket propellant, fireworks, explosives, flares, matches, and a variety of industries; historic aerospace or other industrial operations that used or use, store, or dispose of perchlorate and its salts
Radium 226 (pCi/L)	2024	5	0.05	0.55	0.31–0.98	No	Erosion of natural deposits
Radium 228 (pCi/L)	2024	5	0.019	1.18	0.52–2.04	No	Erosion of natural deposits
TTHMs [total trihalomethanes] (ppb)	2024	80	NA	59.08	29.2–79.7	No	By-product of drinking water disinfection
Turbidity (NTU)	2024	TT	NA	0.22	NA	No	Soil runoff
Uranium (pCi/L)	2024	20	0.43	6.6	6.6–6.6	No	Erosion of natural deposits



Tap water samples were collected for lead and copper analyses from sample sites throughout the community

SUBSTANCE (UNIT OF MEASURE)	YEAR SAMPLED	AL	PHG (MCLG)	AMOUNT DETECTED (90TH %ILE)	RANGE LOW-HIGH	SITES ABOVE AL/TOTAL SITES	VIOLATION	TYPICAL SOURCE
Copper (ppm)	2022	1.3	0.3	0.25	NA	0/30	No	Internal corrosion of household plumbing systems; erosion of natural deposits; leaching from wood preservatives
Lead (ppb)	2022	15	0.2	ND	NA	0/30	No	Corrosion of household plumbing systems; erosion of natural deposits

SECONDARY SUBSTANCES

SUBSTANCE (UNIT OF MEASURE)	YEAR SAMPLED	SMCL	PHG (MCLG)	AMOUNT DETECTED	RANGE LOW-HIGH	VIOLATION	TYPICAL SOURCE
Chloride (ppm)	2024	500	NS	41	37–45	No	Runoff/leaching from natural deposits; seawater influence
Odor, Threshold (TON)	2024	3	NS	1	1–1	No	Naturally occurring organic materials
Specific Conductance (µS/cm)	2024	1,600	NS	557.5	530–570	No	Substances that form ions when in water; seawater influence
Sulfate (ppm)	2024	500	NS	60.5	52–71	No	Runoff/leaching from natural deposits; industrial wastes
Total Dissolved Solids (ppm)	2024	1,000	NS	356	330–380	No	Runoff/leaching from natural deposits

UNREGULATED SUBSTANCES ¹

SUBSTANCE (UNIT OF MEASURE)	YEAR SAMPLED	AMOUNT DETECTED	RANGE LOW-HIGH	TYPICAL SOURCE
Alkalinity (ppm)	2024	130	130–130	NA
Hardness, Total [as CaCO ₃] (ppm)	2024	125	110–140	NA
Sodium (ppm)	2024	59.5	51–71	NA
Vanadium (ppb)	2024	17.5	15–20	NA

¹Unregulated contaminant monitoring helps the U.S. EPA and SWRCB determine where certain contaminants occur and whether the contaminants need to be regulated.

Definitions

90th %ile: The levels reported for lead and copper represent the 90th percentile of the total number of sites tested. The 90th percentile is equal to or greater than 90% of our lead and copper detections.

AL (Regulatory Action Level): The concentration of a contaminant which, if exceeded, triggers treatment or other requirements that a water system must follow.

MCL (Maximum Contaminant Level): The highest level of a contaminant that is allowed in drinking water. Primary MCLs are set as close to the PHGs (or MCLGs) as is economically and technologically feasible. Secondary MCLs (SMCLs) are set to protect the odor, taste, and appearance of drinking water.

MCLG (Maximum Contaminant Level Goal): The level of a contaminant in drinking water below which there is no known or expected risk to health. MCLGs are set by the U.S. EPA.

MRDL (Maximum Residual Disinfectant Level): The highest level of a disinfectant allowed in drinking water. There is convincing evidence that addition of a disinfectant is necessary for control of microbial contaminants.

MRDLG (Maximum Residual Disinfectant Level Goal): The level of a drinking water disinfectant below which there is no known or expected risk to health. MRDLGs do not reflect the benefits of the use of disinfectants to control microbial contaminants.

NA: Not applicable.

ND (Not Detected): Indicates that the substance was not found by laboratory analysis.

NS: No standard.

NTU (Nephelometric Turbidity Units): Measurement of the clarity, or turbidity, of water. Turbidity in excess of 5 NTU is just noticeable to the average person.

pCi/L (picocuries per liter): A measure of radioactivity.

PDWS (Primary Drinking Water Standard): MCLs and MRDLs for contaminants that affect health, along with their monitoring and reporting requirements and water treatment requirements.

PHG (Public Health Goal): The level of a contaminant in drinking water below which there is no known or expected risk to health. PHGs are set by the California EPA.

ppb (µg/L) (parts per billion): One part substance per billion parts water (or micrograms per liter).

ppm (mg/L) (parts per million): One part substance per million parts water (or milligrams per liter).

TON (Threshold Odor Number): A measure of odor in water.

TT (Treatment Technique): A required process intended to reduce the level of a contaminant in drinking water.

µS/cm (microsiemens per centimeter): A unit expressing the amount of electrical conductivity of a solution.

