

AGENDA
NOTICE OF REGULAR MEETING

TIME: 7:00pm

DATE: July 15, 2021

Location: Quartz Hill Water District

5034 W Avenue L or online

<https://us02web.zoom.us/j/89622285186>

Meeting ID: 896 2228 5186

Our Mission is to be a responsible overseer of the resources, assets and natural environments entrusted to us in order to provide a high-quality water supply that is resilient, reliable, and supplied at a fair and equitable rate.

1. CALL TO ORDER

2. ROLL CALL

3. ADOPTION OF AGENDA

Members of the public shall have an opportunity to comment on each agenda item as the Board is considering it, prior to action being taken.

4. PUBLIC COMMENT

5. DISCUSSION ITEMS

None requested.

6. ACTION ITEMS

Matters listed under this item are considered routine and non-controversial and will be acted upon in one motion in the order listed below. There will be no separate discussion on these items unless requested by a Member of the Board or the public prior to the time the Board approves the items.

A. CONSENT CALENDAR

1. Consideration and possible approval of the June 17, 2021 Minutes of the Regular Meeting of the Board of Directors and Public Hearing.

and

2. Consideration and possible approval of the check register.

B. AUTHORIZATION FOR STAFF TO ATTEND CONFERENCES, MEETINGS, SEMINARS AND TRAINING SESSIONS AS FOLLOWS:

and

C. AUTHORIZATION FOR MEMBERS OF THE BOARD TO ATTEND CONFERENCES, MEETINGS, SEMINARS AND TRAINING SESSIONS AS FOLLOWS:

None requested.

CORE VALUES

VISION • RESPECT • INTEGRITY • EXCELLENCE • LEGACY

- D. ACTION CALENDAR
None requested.

- 7. INFORMATION ITEMS (Written reports included)
 - A. STAFF REPORTS
 - 1. Report by Assistant General Manager
Brent Byrne
 - 2. Report by General Manager
Chad Reed

 - B. REPORT BY DIRECTORS
None provided in advance of meeting.

 - C. REPORT BY ATTORNEY
To be presented during closed session.

- 8. DIRECTOR REQUESTS FOR FUTURE AGENDA ITEMS

- 9. CLOSED SESSION
 - A. Conference with Legal Counsel
 - 1. Existing Litigation (Paragraph (1) of subdivision (d) of Section 54956.9)
 - a. Diamond Farming/Bolthouse Farms Case/LA County
 - 2. Anticipated Litigation
Significant exposure to litigation pursuant to paragraph (2) or (3) of subdivision (d) of Section 54956.9
 - a. Agreement KWHW:JHH.mh 12-10-59-6 of February 4, 1959.
 - B. Public Employee Performance/Discipline/Dismissal/Release

- 10. PUBLIC REPORT ON ACTION TAKEN IN CLOSED SESSION

- 11. ADJOURNMENT

In accordance with the Americans with Disabilities Act of 1990, if requested, this agenda will be made available in an appropriate alternative format to persons with a disability. If you need disability-related modification or accommodation to attend or participate in this meeting, including auxiliary aids or services, please call Debi Pizzo at (661) 943-3170, or inquire at Quartz Hill Water District's office, at least 48 hours prior to the meeting.

MINUTES of the REGULAR MEETING and PUBLIC HEARING**TIME:7:00pm****DATE:** Thursday, June 17, 2021**Location:** Quartz Hill Water District**Teleconference****Please join meeting from your computer, tablet or smartphone.**<https://global.gotomeeting.com/join/285241669>**You can also dial in using your phone.**United States: +1 (571-317-3122) **Access Code:** 285-241-669

Our Mission is to be a responsible overseer of the resources, assets and natural environments entrusted to us in order to provide a high-quality water supply that is resilient, reliable and supplied at a fair and equitable rate.

1. CALL TO ORDER THE REGULAR MEETING OF THE BOARD OF DIRECTORS

President Flick calls the meeting to order at 7:00 p.m.

2. ROLL CALL

President Allen G. Flick, Sr., Vice President James Powell, D.D.S., Director P. Powell, Director Sheldon Carter, Director K. Michael Scott, Board Secretary Debi Pizzo, and Assistant General Manager Brent Byrne, General Manager Chad Reed and Brad Weeks of Charlton Weeks, LLC all on teleconference.

Absent: None

Staff in Attendance: None

Members of the Public in Attendance: Bruce Katz of City of Lancaster

1. We now open the Public Hearing with respect to the 2020 Urban Water Management Plan and Water Shortage Contingency Plan. Every urban water supplier that either provides over 3,000 acre-feet of water annually or serves more than 3,000 urban connections is required to assess the reliability of its water sources over a 20-year planning horizon and report its progress towards a 20% reduction in per-capita urban water consumption. DWR staff then reviews the submitted plans to make sure they have completed the requirements and submits a report to the Legislature summarizing the status of the plans.

UWMPs are prepared by California's urban water suppliers to support their long-term resource planning efforts and ensure adequate water supplies are available to meet existing and future water demands.

QHWD has enlisted the professional engineering services of Michael K. Nunley (MKN) & Associates, Inc. and partnered with local agencies to prepare the Plan. Preparation of the Plan includes analysis of projected population growth, current and future water demands, as well as water supply and pumping data.

1. CALL FOR PUBLIC TESTIMONY

None in attendance

2. ANNOUNCEMENT OF SUBMITTED PROTESTS.
None received.
3. Presentation of Resolution 21-0617A, RESOLUTION OF THE BOARD OF DIRECTORS OF QUARTZ HILL WATER DISTRICT APPROVING AND ADOPTING THE 2020 URBAN WATER MANAGEMENT PLAN.
4. Presentation of Resolution 21-061B, RESOLUTION OF THE BOARD OF DIRECTORS OF QUARTZ HILL WATER DISTRICT APPROVING AND ADOPTING THE 2020 WATER SHORTAGE CONTINGENCY PLAN.
5. FINAL CALL FOR PROTESTS.
6. ANNOUNCE FINAL NUMBER OF PROTESTS AND CLOSE PROTEST PERIOD.
7. CLOSE OF PUBLIC HEARING

3.ADOPTION OF AGENDA

With no other request for amendments, the Agenda is adopted by assent.

4.PUBLIC COMMENT (MEETING OPEN TO THE PUBLIC)

None

5.DISCUSSION ITEM

None

6.ACTION ITEMS

A. CONSENT CALENDAR

1. Consideration and possible approval of the May 20, 2021 Minutes of the Regular Meeting.

and

2. Consideration and possible approval of the check register.

With no request for amendment, the consent calendar is approved by assent.

B. AUTHORIZATION FOR STAFF TO ATTEND CONFERENCES, MEETINGS, SEMINARS AND TRAINING SESSIONS AS FOLLOWS:

and

C. AUTHORIZATION FOR MEMBERS OF THE BOARD TO ATTEND CONFERENCES, MEETINGS, SEMINARS AND TRAINING SESSIONS AS FOLLOWS:

None requested.

D. ACTION CALENDAR

1. Consideration and possible action to approve and adopt Resolution 21-0617A RESOLUTION OF THE BOARD OF DIRECTORS OF QUARTZ HILL WATER DISTRICT APPROVING AND ADOPTING THE 2020 URBAN WATER MANAGEMENT PLAN.

On motion by Director Carter, and second by Vice President Powell, motion is approved unanimously.

2. Consideration and possible action to approve and adopt Resolution 21-0617B RESOLUTION OF THE BOARD OF DIRECTORS OF QUARTZ HILL WATER DISTRICT APPROVING AND ADOPTING THE 2020 WATER SHORTAGE CONTINGENCY PLAN.

On motion by Director Carter, and second by Vice President Powell, motion is approved unanimously.

3. Consideration and possible action to approve the General Managers recommended Budget for Fiscal Year 2022.

On motion by Director Carter, and second by Vice President Powell, motion is approved unanimously.

7. INFORMATION ITEMS (Written reports included)

A. STAFF REPORTS

1. Report by Assistant General Manager Brent Byrne
2. Report by General Manger Chad Reed
During report 7:47-7:49 break taken.

B. REPORT BY DIRECTORS

No presented before meeting.

C. REPORT BY ATTORNEY

No report.

8. DIRECTOR REQUESTS FOR FUTURE AGENDA ITEMS

9. CLOSED SESSION

A. Conference with Legal Counsel

1. Existing Litigation (Paragraph (1) of subdivision (d) of Section 54956.9)
 - a. Diamond Farming/Bolthouse Farms Case/LA County
2. Anticipated Litigation
Significant exposure to litigation pursuant to paragraph (2) or (3) of subdivision (d) of Section 54956.9
 - a. Agreement KWHW:JHH.mh 12-10-59-6 of February 4, 1959.

B. Public Employee Performance/Discipline/Dismissal/Release

10. PUBLIC REPORT ON ACTION TAKEN IN CLOSED SESSION

No reportable action taken.

11. ADJOURNMENT

President Flick called for any other business. When none was presented, the meeting was adjourned at pm.

Allen G. Flick, Sr., President

Attested: _____
Debi Pizzo, Board Secretary



Quartz Hill Water District
 Check/Voucher Register - CHECK REGISTER
 From 6/1/2021 Through 6/30/2021

<u>Document Date</u>	<u>Check Number</u>	<u>Payee</u>	<u>Check Amount</u>	<u>Spoiled</u>
6/9/2021	13422	AFSCME LOCAL 1902	501.24	No
6/9/2021	13422	AFSCME LOCAL 1902	419.89	No
6/9/2021	13423	Antelope Valley Window Cleaning	30.00	No
6/9/2021	13424	Antelope Valley East Kern Water Agency	69,632.15	No
6/9/2021	13425	Antelope Valley East Kern Water Agency	67,344.55	No
6/9/2021	13426	Antelope Valley East Kern Water Agency	150.00	No
6/9/2021	13427	DataProse, Inc.	4,073.21	No
6/9/2021	13428	EIDE BAILLY LLP	3,371.44	No
6/9/2021	13429	FEDAK & BROWN LLP	4,374.00	No
6/9/2021	13430	Michael K. Nunley & Associates, INC.	5,465.44	No
6/9/2021	13431	ROBERT D. NIEHAUS, INC	967.50	No
6/9/2021	13432	PUBLIC WATER AGENCIES GROUP	963.75	No
6/9/2021	13433	RBC Inc	3,762.00	No
6/9/2021	13433	RBC Inc	7,507.50	No
6/17/2021	13434	Continental Utility Solutions, Inc.	4,738.00	No
6/17/2021	13435	Olivarez Madruga Lemieux O'neil	5,477.00	No
6/17/2021	13436	RBC Inc	3,144.90	No
6/29/2021	13437	Antelope Valley Window Cleaning	30.00	No
6/29/2021	13438	COUNTY OF LOS ANGELES DEPARTMENT OF AUDITOR CONTROLLER	2,250.58	No
6/29/2021	13439	Interactive Educational Services, Inc.	1,200.00	No
6/29/2021	13439	Interactive Educational Services, Inc.	948.00	No
6/30/2021	13440	AFSCME LOCAL 1902	501.24	No
6/30/2021	13441	RBC Inc	6,306.30	No
Report Total			193,158.69	

Quartz Hill Water District
Cash Journal - Check Register
From 6/1/2021 Through 6/30/2021

1030 - Cash In
Bank (California
Bank & Trust)


Document Number	Effective Date	Transaction Description	Journal Vouchers
01	6/1/2021	SCE Power Well 14 (04.15 to 05.13.21) SCE	361.76
02	6/1/2021	SCE Power (Operations Center) 04.15. to 05.13.21 SCE	924.93
02	6/1/2021	SCE Power (Operations Center) 04.15. to 05.13.21	279.80
03	6/2/2021	AUTHORIZE.NET(1015 NEW ACC DEPOSITS)MAY 2021 FEES	19.89
04	6/2/2021	BANKCARD USA-1015 NEW ACC DEPOSITS(MAY 2021 FEE)	26.46
05	6/2/2021	AUTHORIZE.NET(GENERAL)MAY 2021 FEES	303.90
06	6/2/2021	BANKCARD USA-GENERAL (MAY 2021 FEE)	3,950.19
07	6/3/2021	CALPERS (CERBT OPEB)	35,000.00
08	6/4/2021	LINCOLN 06.03.21 PAYROLL	1,974.75
09	6/4/2021	CALPERS-PEPRA 05.16.21 TO 05.29.21	2,018.85
10	6/4/2021	CALPERS-CLASSIC 05.16.21 TO 05.29.21	4,827.97
11	6/8/2021	EDD 06.03.21 SIT PAYROLL TAXES	1,515.85
11	6/8/2021	EDD 06.03.21 SDI PAYROLL TAXES	499.58
12	6/9/2021	SCE Power Well 16 (04.29 to 05.27.21)	416.35
13	6/9/2021	IRS 06.03.21 SOCIAL SECURITY-TAXES PAYROLL	5,162.32
13	6/9/2021	IRS 06.03.21 FIT PAYABLE-TAXES PAYROLL	3,858.04
13	6/9/2021	IRS 06.03.21 MEDICARE-TAXES PAYROLL	1,207.34
14	6/15/2021	SCE Power Multi (Well 17) 04.29 to 05.27.21 SCE	2,452.35
14	6/15/2021	SCE Power Multi (Well 17) 04.29 to 05.27.21	781.92
15	6/17/2021	So Cal Gas (Avenue M pump) May 2021 Usage	4.58
16	6/18/2021	LINCOLN 06.17.21 PAYROLL	1,999.30
17	6/18/2021	CALPERS-PEPRA 05.30 TO 06.12.21	2,020.60
18	6/18/2021	CALPERS-CLASSIC 05.30 TO 06.12.21	4,902.48
19	6/21/2021	Cal Bank and Trust Analysis (Bank Fees) May 2021	2,342.36
20	6/22/2021	EDD 06.17.21 SIT PAYROLL TAXES	3,204.07
20	6/22/2021	EDD 06.17.21 SDI PAYROLL TAXES	902.07
21	6/22/2021	SO CAL GAS (OPERATIONS CENTER)MAY 2021	16.47
22	6/23/2021	IRS 06.17.21 SOCIAL SECURITY-TAXES PAYROLL	9,321.40
22	6/23/2021	IRS 06.17.21 FIT PAYABLE-TAXES PAYROLL	7,875.54
22	6/23/2021	IRS 06.17.21 MEDICARE-TAXES PAYROLL	2,180.00
23	6/29/2021	SCE Power Well 9 (04.29 to 05.27.21) SCE	1,385.61
23	6/29/2021	SCE Power Well 9 (03.02 to 03.30.21) SCE	1,376.08
23	6/29/2021	SCE Power Well 9 (03.31 to 04.28.21) SCE	1,353.36
24	6/30/2021	CALPERS-PEPRA UNFUNDED 2020-2021	81.11
25	6/30/2021	SCE Power Well 14 (05.14 to 06.14.21) SCE	363.99
26	6/30/2021	SCE Power (Operations Center) 05.14 to 06.14.21 SCE	1,710.80
27	6/30/2021	LINCOLN 07.01.21 PAYROLL	1,969.82
28	<u>6/30/2021</u>	<u>CALPERS-CLASSIC UNFUNDED 2020-2021</u>	<u>2,489.52</u>

Report Total 111,081.41

Quartz Hill Water District
Check/Voucher Register
From 6/1/2021 Through 6/30/2021

<u>Document Date</u>	<u>Document Number</u>	<u>Payee</u>	<u>Document Amount</u>
6/9/2021	2898	JUDY M BAKER	167.90
6/9/2021	2899	ANTHONY BARTON	35.62
6/9/2021	2900	FAMER BEZARES	26.02
6/9/2021	2901	RAYMOND B CALDWELL	7.97
6/9/2021	2902	ROSLYN VICTORINO-CARRILLO	27.85
6/9/2021	2903	MARIA GABALDON	0.26
6/9/2021	2904	LISA L GARRETT	22.23
6/9/2021	2905	ERIC HERMAN	38.90
6/9/2021	2906	JOHN HOM	30.03
6/9/2021	2907	TERRY WRIGHT	22.42
6/9/2021	2908	PHILIP ZOTTI	38.97
6/9/2021	2909	FREDDY ZUNIGA	20.01
6/17/2021	2910	JUDY M BAKER	22.67
6/17/2021	2911	SHANTEL BRITTS	84.98
6/17/2021	2912	ROSLYN VICTORINO-CARRILLO	31.15
6/17/2021	2913	LAURA CLOVER	36.26
6/17/2021	2914	KENNETH LANE	146.68
6/17/2021	2915	CHRISTIAN LIFONZO	40.62
6/17/2021	2916	OMAR YANEZ	42.27
6/30/2021	2917	DIANA M DAVIS	30.74
6/30/2021	2918	MICHAEL DAWLEY	2.70
6/30/2021	2919	DHINTEC INC	156.03
6/30/2021	2920	CLAIRE DORE	36.47
6/30/2021	2921	DAMON HALLIDAY	51.58
6/30/2021	2922	ERIC HERMAN	10.97
6/30/2021	2923	HL3 ALPHA LLC	68.05
6/30/2021	2924	MARLENE SMITH	56.88
6/30/2021	2925	MELANIE STIX	16.43
6/30/2021	2926	XAVIER TREJO	47.46
6/30/2021	2927	LINDA WELDON	36.58
6/30/2021	2928	SHIRLEY ANN YOUNG	28.25
Report Total			1,384.95


1. Providing an essential service, Field staff continues to replace leaking service lines promptly, minimizing loss water and the interruption of service to customers. After business hours leaks have been frequent and responded to swiftly by field staff. These savings keep operating cost to a minimum which help stabilize/reduce water rates.
2. The Districts ongoing “valve replacement” program has been productive. We have replaced 3 mainline isolation valves this past month. The crews have been working carefully to minimize the impact of service outages for customers.



CORE VALUES

VISION • RESPECT • INTEGRITY • EXCELLENCE • LEGACY

3. New staff receive hands on training to repair water service lines and mains. Here Mr. Kevin Whitney performs his first corporation stop connection. This was an after-hour night leak which field staff responded to minimize water loss.



4. The Annual Valve Turning and Flushing program has resumed. Exercising the District's mainline valves annually prevents corrosion build up and minimizes the chance of a valve to lock up. This program also ensures that water quality standards are maintained. The goal for 2021 is to exercise all 2,240 of the District's valves.



CORE VALUES

VISION • RESPECT • INTEGRITY • EXCELLENCE • LEGACY



5. Well 9 booster #2 has been inspected by Layne Inc., due to a vibration. It has been determined that the vibration is not detrimental, and we will wait for the fall to pull the motor and pump to have them rebalanced. Once booster #2 is back online, we will have the same work performed to booster #1 as preventive maintenance.

6. Monthly monitoring of the District owned ground water levels continues. These levels are currently stable and on par with historical averages. Proactive ground

water management is a priority of the Districts commitment to preserving long term reliable sources.

7. Monitoring of State water supply, ground water supply, conservation cutbacks, and other available water resources continue to be a priority of management. It appears we are in for some challenging times ahead with the little rain fall California has had this past year.

Thank you,

Brent Byrne

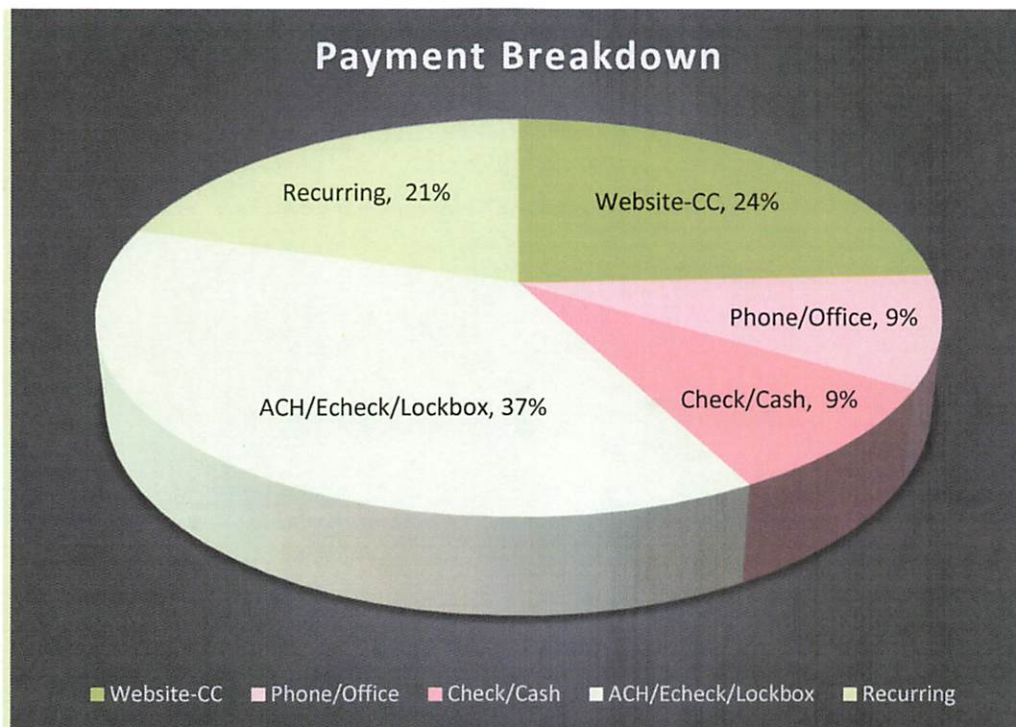
Assistant General Manager

Dear Directors,

Welcome back we will be having the next meeting in person!!!

COVID-19 Update

- During this meeting staff will discuss the reopening of the front office, and foot traffic during the first week of reopening the front office.
- To show how foot traffic and payment methods are tracking for the year the following graphic and table have been prepared. Only the red pieces of the pie are people that either came into the office, called, or used the drop box.



<i>Method</i>	<i>Quantity</i>	<i>Percent</i>	<i>Total \$ Amounts</i>	<i>Per Transaction \$ Amount</i>
Website-CC	19563	24%	\$1,840,157.96	\$ 94.06
Phone/Office CC	7225	9%	\$694,187.40	\$ 96.08
Check/Cash	7125	9%	\$668,747.90	\$ 93.86
ACH/Echeck/Lockbox	30175	37%	\$3,050,786.70	\$ 101.10
Recurring	16595	21%	\$1,235,651.77	\$ 74.46

Special Projects

American Water Infrastructure Act (AWIA)

QHWD uploaded the first of the two reports on June 30th 2021, this started the six month timer to complete the resilience part of the report. Per the bid already approved by the BOD the same firm will be completing this portion of the report. The resilience part of the report is due 12/31/2021.

Allocations/Drought

During the Month of June, QHWD staff met with several different agencies in the valley to assess the options available to QHWD and other agencies. All the agencies at the meetings have reported that 2021 will not be the problem. However, if we do not have very wet early winter then we should expect a zero percent "Table A" allocation. QHWD still has the water banked in the western water bank owned and operated by AVEK. At this time, it is too early to make final game plans however QHWD will notice AVEK during fall that we would like to potentially recover our water that is parked in the far westside of the basin. As we continue to meet and plan, I will report and go over the finer details as we progress.

The State Water Project has maintained the table A allocations of 5% released on March 23rd. I have included the bulletin below this report which details exact amounts for each of the contractors. The 2020 table A allocation finished out the year for 2020 at a staggering 20%.

As shown in figure 4 below, State Water Project reservoirs are still tracking a lower than normal for this time of the year. The demand for May 2021 was slightly lower than the previous year and significantly lower than the 2013 baseline detailed in the table below. The demand was 5.2 mgd for May and 4.3mgd for April.

Water Supply

- R-GPCD for 2013 July 369.7R-GPCD
- R-GPCD for 2020 June 288.8 R-GPCD
- R-GPCD for 2021 June 297.0 R-GPCD

Month	Monthly usage 18/19	Usage '13	R-GCPD	R-GCPD '13	% Diff
June	552.19	785.26	288.80	410.7	30%
July	615.62	730.52	311.59	369.7	16%
August	629.8	806.49	318.77	408.2	22%
September	586.8	622.96	306.90	325.8	6%
October	448.08	465.66	226.79	235.7	4%
November	287.91	330.87	150.58	173.0	13%
December	227.54	204.19	115.17	103.3	-11%
January	202.89	217.01	102.69	109.8	7%
February	201.89	209.75	109.23	113.5	4%
March	280.86	377.9	142.15	191.3	26%
April	396.5	482.39	207.37	252.3	18%
May	497.81	598.62	251.96	303.0	17%
June	567.94	785.26	297.04	410.7	28%
Total	8430.61	5831.62	187.71	249.70	12%

Drought Report

Residential

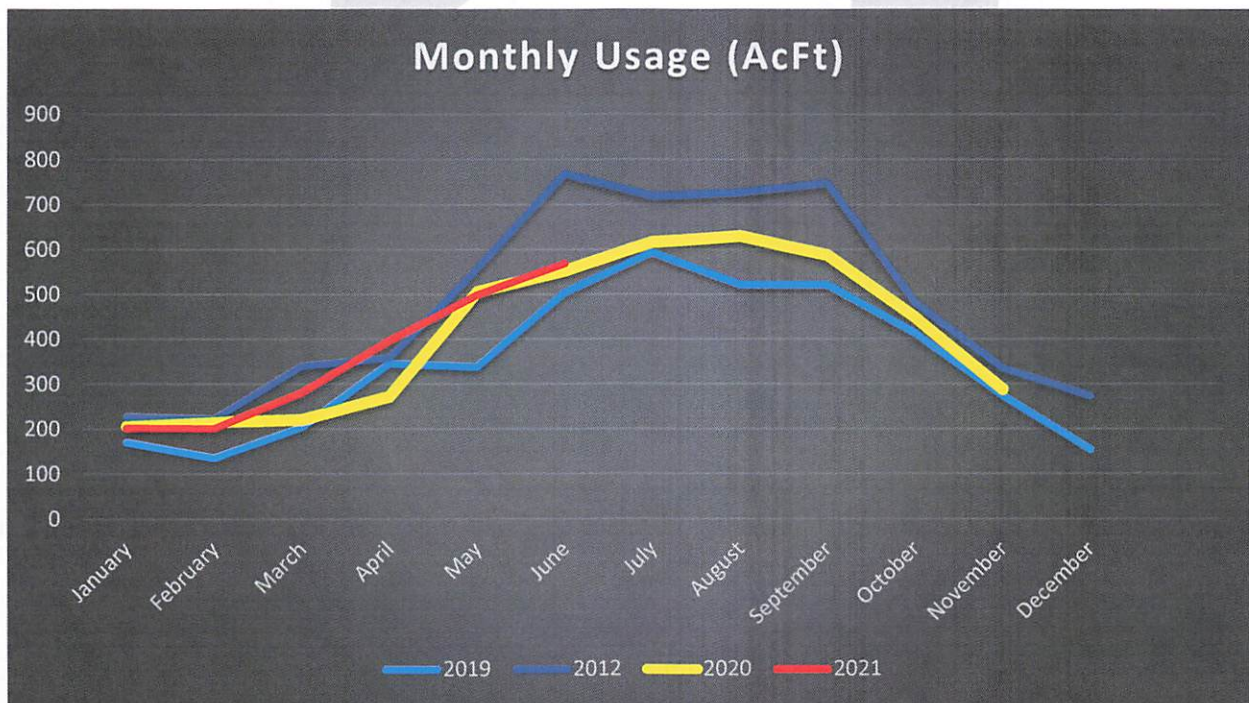
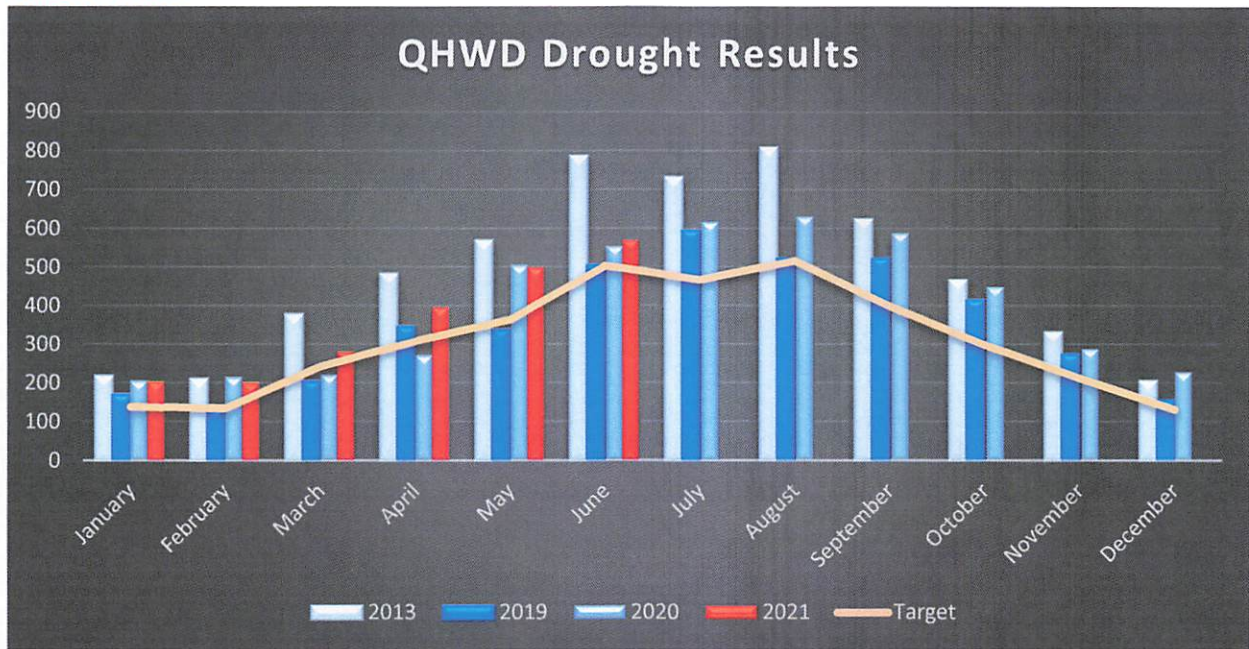


Figure 1 QHWD Year over year data produced from well meter reads and SCADA reads for state water imported.

Average monthly residential gallons per capita daily (R-GPCD)

Select Month

April ▼

Hydrologic Region	2015	2016	2017	2018	2019	2020	2021
Central Coast	71	62	60	61	62	61	75
Colorado River	163	128	158	156	151	130	175
North Coast	60	55	55	57	59	67	76
North Lahontan	66	57	66	58	65	66	69
Sacramento River	104	93	77	88	84	98	128
San Francisco Bay	67	56	55	57	58	63	71
San Joaquin River	104	84	79	90	97	97	116
South Coast	89	76	84	82	79	67	84
South Lahontan	113	98	102	95	95	79	110
Tulare Lake	127	99	105	111	116	102	128
Statewide R-GPCD	90	76	80	81	79	73	90

Figure 2 Show the Statewide Average Gallons per Capita Daily, Graphic Taken from: https://www.waterboards.ca.gov/water_issues/programs/conservation_portal/conservation_reporting.html

Statewide Urban Water Production

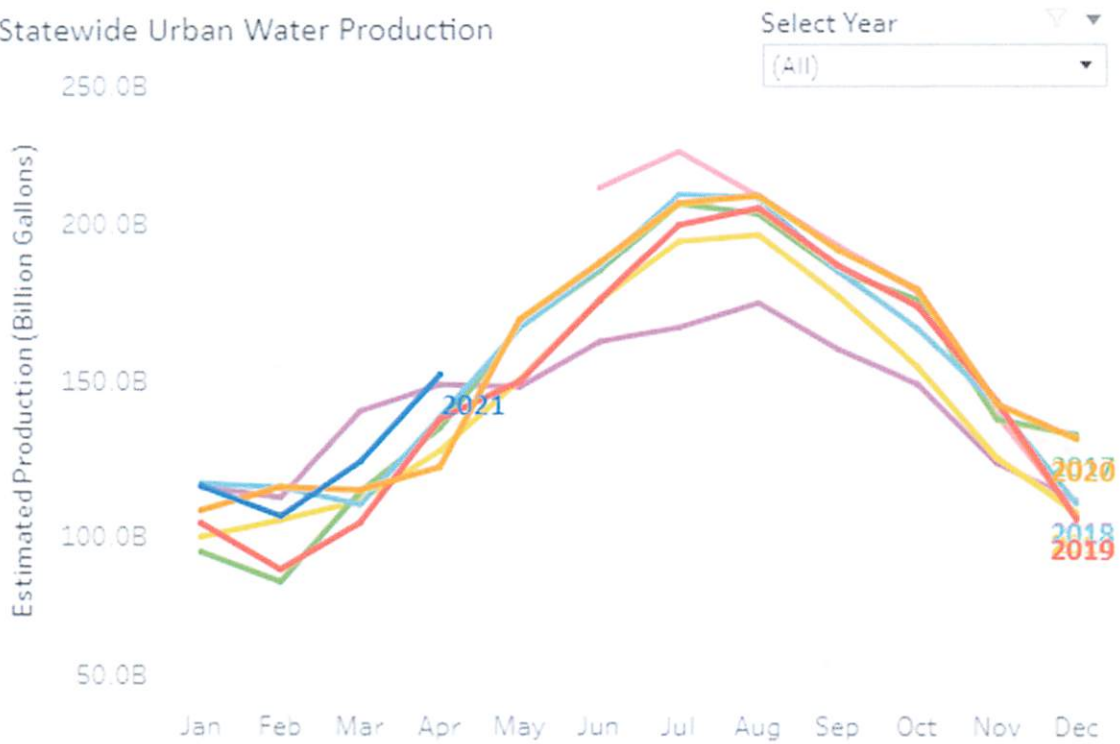


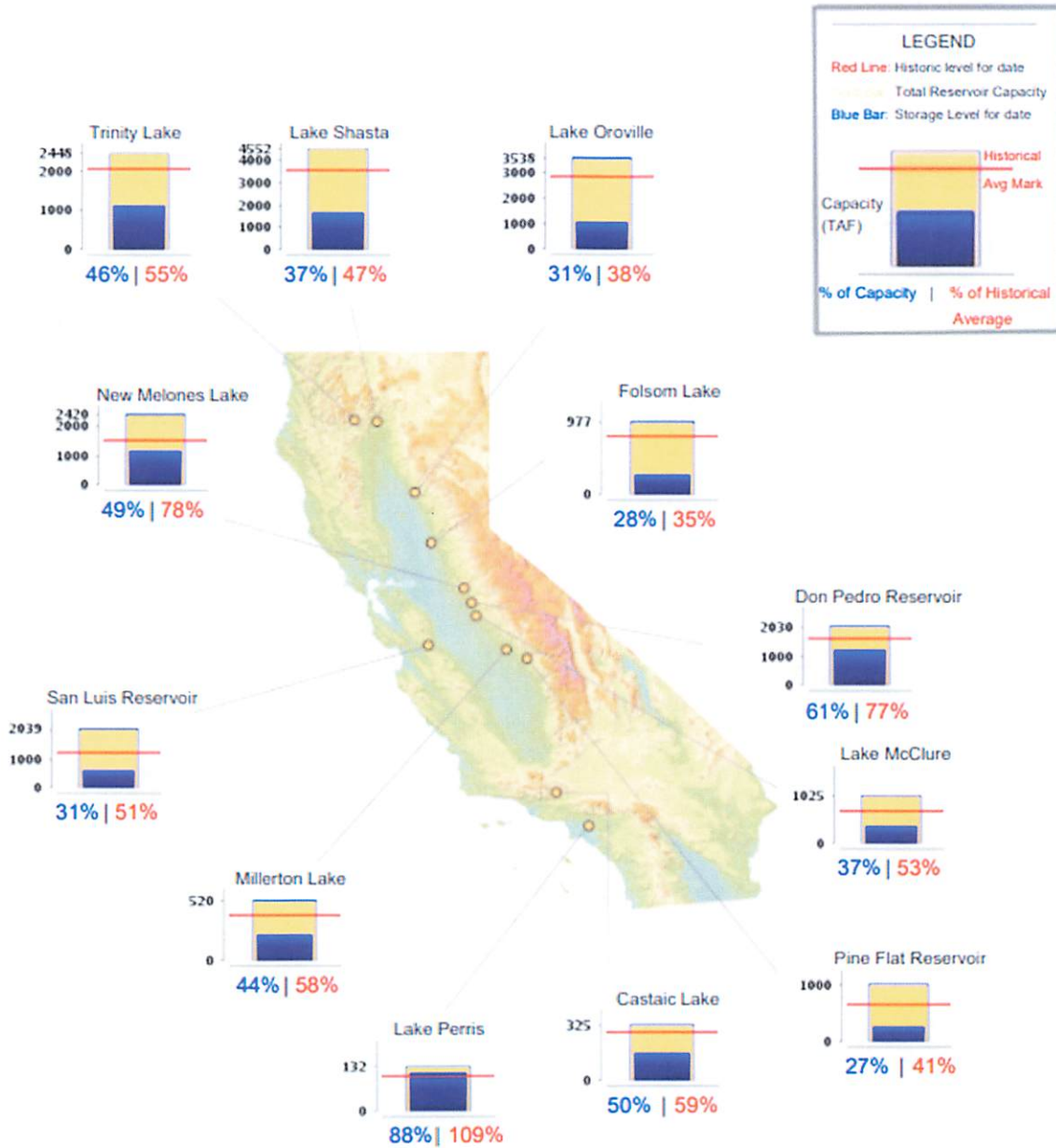
Figure 3 Water produced throughout the state has been slowly creeping back up to historical norms, with the District tracking close to 20% reduction over the past year when compared to 2013. (graphic taken from: https://www.waterboards.ca.gov/water_issues/programs/conservation_portal/conservation_reporting.html)



CURRENT RESERVOIR CONDITIONS

SELECTED WATER SUPPLY RESERVOIRS

Midnight: July 6, 2021



Updated 07/07/2021 01:18 PM

Figure 4 Reservoir conditions taken from <http://cdec.water.ca.gov/cgi-progs/products/rescond.pdf>

Income/Expense Report

Monthly Budget and Expenditures

During the month of June staff brought you the proforma budget however all income/expense reports are two months in the rear to allow time for all invoices to be received and paid, as the time goes on we get to see how close the predictions (proforma budget) were with the actuals.

During the month of May, the revenues were \$645,504. To date the revenues for the year are \$6,160,657. To estimate the total revenues, the revenues from FY 20 June are used to estimate the total revenues. When this logic is applied the total revenues would be \$6.9 million or approximately \$20K more than predicted. Another twist in assessing the overall financial picture is the new rate structure and the overall effects it will have on our bottom line. Per the models that were used to develop the rates, QHWD revenues could exceed the budgeted amount, but only time will validate the model with the actuals. As way of information the approved budgeted amount is \$6,866,148.

The expenses for the month of May were \$423,805. The year to date (July-May) total is \$4,637,169. When the same logic described above is applied to the FY'21 data the anticipated total expenses will be just over \$5 million and the budgeted amount for FY '21 is \$5,013,967. This would mean the expenses at QHWD are tracking right on budget. During the month of June management will continue to move monies from account to account but this will have a net zero affect.

The capital improvements projects are proceeding on budget and the ancillary projects associated with the capital improvement are also tracking on budget.

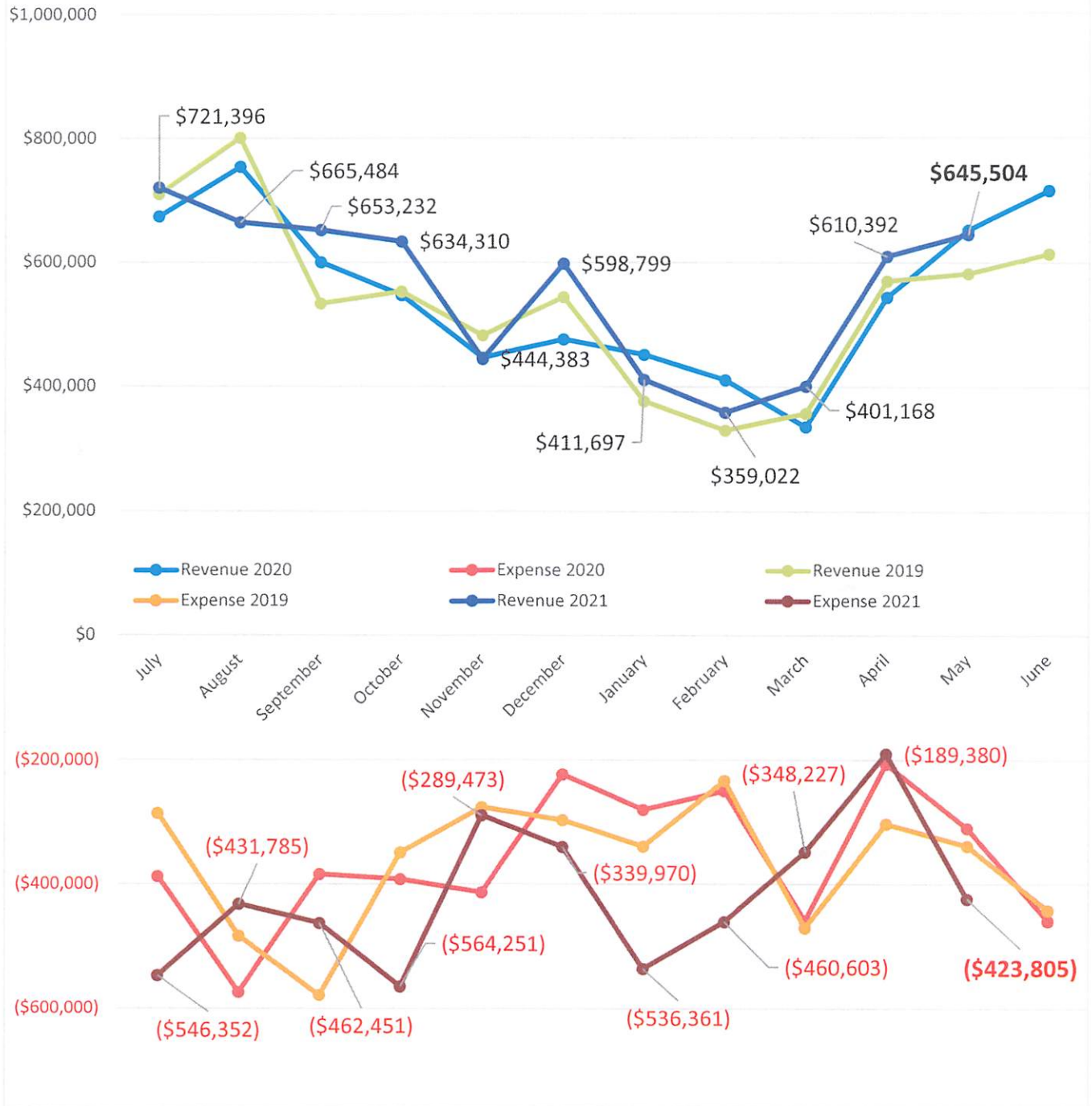
(During previous BOD meeting the BOD has authorized the GM to move monies among different categories within the budget if the bottom line does not change.)

Quartz Hill Water District
Statement of Revenues and Expenditures
From 5/1/2021 Through 5/31/2021

	<u>Current Month</u>	<u>Year to Date</u>	<u>Budget</u>	Remaining
Revenues	645,503.76	6,160,357.77	6,866,148.51	(705,790.74)
Expenses	423,805.36	4,637,169.80	5,013,966.96	376,797.16
Net Income (Loss) Subtotal	<u>221,698.40</u>	<u>1,523,187.97</u>	<u>1,852,181.55</u>	(328,993.58)
Professional Services-Other	4,335.19	127,980.13	75,000.00	(52,980.13)
Non-Cash Operating Expenses	0.00	800,237.88	1,100,395.00	300,157.12
Net Income (Loss) Total	<u><u>217,363.21</u></u>	<u><u>594,969.96</u></u>	<u><u>676,786.55</u></u>	(81,816.59)

D A I

FY '21 Financial Tracking



Quartz Hill Water District
Statement of Income and Expenses
From 5/1/2021 Through 5/31/2021

		<u>Current Month</u>	<u>Year to Date</u>	<u>YTD Budget - Original</u>	<u>YTD Budget Variance - Original</u>
Revenues					
Revenue-Construction	4000	7,272.00	7,272.00	6,696.00	576.00
Revenue-Water Bank	4045	0.00	0.00	13,392.00	(13,392.00)
Gain/Loss on Investments	4080	0.00	(90,607.83)	110,698.50	(201,306.33)
Dividend Revenues	4090	0.00	917.89	53,799.08	(52,881.19)
Interest Revenues	4100	0.00	91,505.14	221,783.00	(130,277.86)
Rents & Leases	4110	13,472.79	71,826.73	56,641.00	15,185.73
Taxes & Assessments	4130	51,822.89	469,043.89	432,309.85	36,734.04
Revenue-Will Serve Letter	4135	2,000.00	3,000.00	2,500.00	500.00
Revenue-Returned Check Fee	4140	80.00	430.00	1,170.00	(740.00)
Revenue-Capacity Charge	4160	0.00	49,506.00	19,612.00	29,894.00
Revenue-Miscellaneous	4190	58.93	4,950.83	0.00	4,950.83
Revenue-Service Charge Residential	4500	168,416.22	1,846,473.87	2,124,819.36	(278,345.49)
Revenue-Service Charge Commercial	4510	4,594.48	53,405.67	61,894.52	(8,488.85)
Revenue-Service Charge Multi Dwelling	4520	3,196.19	42,916.33	52,868.02	(9,951.69)
Revenue-Service Charge Construction	4530	0.00	459.48	1,461.18	(1,001.70)
Revenue-Service Charge Irrigation	4540	4,395.96	56,784.33	70,067.72	(13,283.39)
Revenue - Water Use Residential	4600	315,447.67	2,998,167.22	3,012,393.42	(14,226.20)
Revenue-Water Usage Commercial	4610	13,010.64	103,618.14	108,099.04	(4,480.90)
Revenue-Water Usage-Multi Dwelling	4620	30,041.16	234,223.32	247,490.89	(13,267.57)
Revenue-Water Usage-Construction	4630	0.00	170.14	1,113.05	(942.91)
Revenue-Water Usage-Irrigation	4640	25,130.12	171,307.77	171,456.63	(148.86)
Revenue-Late Charges	4700	6,314.71	40,686.85	53,660.25	(12,973.40)
Revenue-Clean & Show	4705	50.00	200.00	304.50	(104.50)
Revenue-Fire Flow	4720	200.00	1,300.00	913.50	386.50
Revenue-Credit Report	4725	0.00	0.00	81.20	(81.20)
Revenue-Door Tag Charge	4740	0.00	0.00	4,136.13	(4,136.13)
Revenue-Set/Pick Up Hydrant Meter	4750	0.00	90.00	512.58	(422.58)
Revenue-Lock Cut/Missing	4780	0.00	1,250.00	1,776.25	(526.25)
Revenue-Pull Meter	4790	0.00	250.00	0.00	250.00
Revenue-Disconnection-Shut Off	4800	0.00	0.00	33,449.33	(33,449.33)
Revenue-New Meter	4820	0.00	1,210.00	1,004.85	205.15
Unannexed Services	4840	0.00	0.00	44.66	(44.66)
Total Revenues		<u>645,503.76</u>	<u>6,160,357.77</u>	<u>6,866,148.51</u>	<u>(705,790.74)</u>
Expenses					
Water Purchase AVEK	5000	192,078.60	1,594,817.36	1,700,000.00	105,182.64
Water Purchase-Los Angeles County	5010	0.00	4,067.53	5,000.00	932.47
Fuel Expense-Trucks	5100	2,268.82	21,015.49	30,000.00	8,984.51
Fuel Expense-Equipment	5105	575.77	1,881.59	6,000.00	4,118.41
Water Quality	5200	1,230.00	36,935.21	24,000.00	(12,935.21)
Water Quality Chemical Purchases	5210	2,938.94	31,140.50	15,000.00	(16,140.50)
Power	5305	2,755.83	186,175.18	250,000.00	63,824.82
Small Tool Purchases	5400	480.55	6,100.92	9,000.00	2,899.08
Small Equipment Purchase	5405	0.00	0.00	4,000.00	4,000.00
Repairs & Maintenance-System	5520	36,280.31	225,557.61	205,000.00	(20,557.61)
Repairs & Maintenance-Operations Center	5525	1,093.96	14,318.63	20,000.00	5,681.37
Repairs & Maintenance-Equipment	5535	179.76	23,410.01	10,000.00	(13,410.01)
Repairs & Maintenance-Trucks	5545	2,295.15	12,444.30	20,000.00	7,555.70
Repairs & Maintenance-Small Tools	5550	161.11	337.30	1,500.00	1,162.70
Equipment Rental	5560	0.00	976.39	2,000.00	1,023.61
Safety Supplies	5600	989.93	8,419.51	10,000.00	1,580.49

Quartz Hill Water District
Statement of Income and Expenses
From 5/1/2021 Through 5/31/2021

		<u>Current Month</u>	<u>Year to Date</u>	<u>YTD Budget - Original</u>	<u>YTD Budget Variance - Original</u>
Safety Training/Compliance	5605	0.00	975.00	1,000.00	25.00
Director Compensation	6011	0.00	0.00	8,000.00	8,000.00
Director Expenses	6015	0.00	0.00	3,000.00	3,000.00
Wages	6030	75,498.58	879,368.90	1,078,570.00	199,201.10
Payroll Tax Expense	6040	5,790.12	60,861.79	80,000.00	19,138.21
Uniform Allowance	6045	0.00	1,341.94	0.00	(1,341.94)
Pension Expense	6070	13,869.26	157,582.41	160,000.00	2,417.59
Bank Fees	6180	6,030.66	76,307.78	70,000.00	(6,307.78)
Interest Expense	6190	0.00	391,639.15	415,000.00	23,360.85
Dues & Subscriptions	6330	6,046.05	143,393.49	150,000.00	6,606.51
Education/Seminars/Training	6340	0.00	1,368.99	15,000.00	13,631.01
Insurance-General Liability & Autos	6405	0.00	37,472.25	35,000.00	(2,472.25)
Insurance-Property	6410	0.00	(8,251.95)	0.00	8,251.95
Insurance-Employees	6415	19,874.66	205,401.47	280,000.00	74,598.53
Insurance-Director	6416	325.77	3,583.97	5,000.00	1,416.03
Insurance-Retiree	6417	5,609.11	51,768.69	70,000.00	18,231.31
Insurance-Workers Compensation	6420	0.00	14,481.06	25,000.00	10,518.94
Legal Settlement	6475	0.00	200,000.00	0.00	(200,000.00)
Computer Expense	6500	1,627.00	17,929.94	20,000.00	2,070.06
Office Expense	6550	5,897.33	71,856.07	85,000.00	13,143.93
Postage	6560	2,593.09	30,065.73	35,000.00	4,934.27
Utilities	6565	1,462.07	17,534.97	18,000.00	465.03
Pension Expense-Unfunded Liability	6570	0.00	0.00	25,344.00	25,344.00
Travel/Meals/Parking/Mileage	6575	347.73	1,343.73	8,000.00	6,656.27
Trash Removal	6585	105.88	1,058.80	1,500.00	441.20
Telephone	6595	150.00	5,185.02	13,000.00	7,814.98
Public Relations	6600	0.00	5,032.70	7,000.00	1,967.30
Rebates/Purchases-Conservation	6605	0.00	(14.16)	0.00	14.16
Accounting	6615	4,374.00	21,189.00	15,000.00	(6,189.00)
Legal Services	6630	5,050.75	12,555.75	40,000.00	27,444.25
Legal Fees-Adjudication	6635	5,477.00	32,000.10	30,000.00	(2,000.10)
Licenses & Permits	6645	0.00	3,143.20	1,000.00	(2,143.20)
Security Expense	6650	0.00	0.00	800.00	800.00
None Budget-Board Approved	6655	20,007.57	31,007.57	0.00	(31,007.57)
Medical Expense	6675	340.00	812.50	500.00	(312.50)
Rebates-/Purchases - Conservation	6700	0.00	1,576.41	252.96	(1,323.45)
Uniforms	6715	0.00	0.00	6,500.00	6,500.00
Total Expenses		<u>423,805.36</u>	<u>4,637,169.80</u>	<u>5,013,966.96</u>	<u>376,797.16</u>
Net Income (Loss) Subtotal		<u>221,698.40</u>	<u>1,523,187.97</u>	<u>1,852,181.55</u>	<u>(328,993.58)</u>
Professional Services-Other					
Professional Services	6625	<u>4,335.19</u>	<u>127,980.13</u>	<u>75,000.00</u>	<u>(52,980.13)</u>
Total Professional Services-Other		<u>4,335.19</u>	<u>127,980.13</u>	<u>75,000.00</u>	<u>(52,980.13)</u>
Non-Cash Operating Expenses					
Depreciation	6290	0.00	800,237.88	920,000.00	119,762.12
OPEB Expense	6418	<u>0.00</u>	<u>0.00</u>	<u>180,395.00</u>	<u>180,395.00</u>
Total Non-Cash Operating Expenses		<u>0.00</u>	<u>800,237.88</u>	<u>1,100,395.00</u>	<u>300,157.12</u>
Net Income (Loss) Total		<u>217,363.21</u>	<u>594,969.96</u>	<u>676,786.55</u>	<u>(81,816.59)</u>